

# 7-30MHz / 50MHz WIDE BAND MOBILE ANTENNA 【3-100MHz Receiving only】



## BB2M

Fold over whip element structure

### Operation Instructions

To use the antenna properly, read these instructions thoroughly before using it. Keep this manual carefully at hand for later use.

#### Parts

The unit is consisted of the antenna following parts.

BB2M is for amateur use. Please transmit on the armature bands.

#### Warning

To avoid inviting accidents, please follow the following notices.

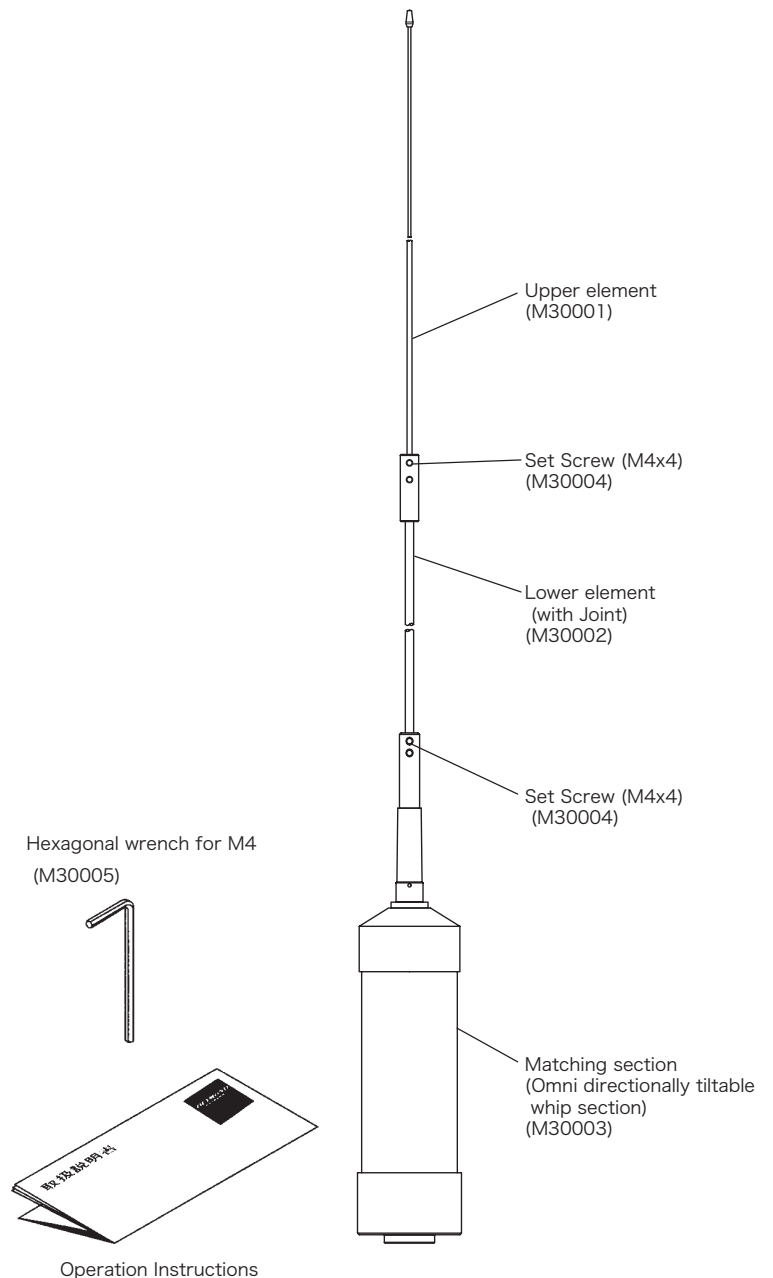
- ①Nuts and screws can be loosened by vibration during driving. Be sure to check those fastening devices from time to time and refasten if necessary.
- ②Strong impact can cause to break the antenna and may invite accidents by falling the element. It is recommended to drive away from those obstacles such as branches.
- ③Strong vibrations caused by diesel engines may damage the antenna. It is recommended to install the antenna at the location where has least vibrations as possible.
- ④Touching the antenna during transmission may cause to electrify. Be sure to confirm to see if there is no one around the antenna if transmission is taking place while the car is parked.
- ⑤Don't drive a car with the antenna tilted. Driving the car with the antenna tilted may cause serious human accident.
- ⑥To install the antenna, be sure to take those things such as local traffic regulations, and physical length of the car in account, and especially it has to be installed the location where is not easily reachable by people.
- ⑦SWR of the BB2M is less than 2.0 because BB2M is designed as wide band. When transmitting, use the antenna tuner and adjust the SWR less than 1.5. SWR could be changed depending on the installation situation.
- ⑧If the thunder seems to rumbling the vicinity, do not touch the antenna and coaxial cable to avoid electrocuted by lightning.

#### Description

- ①BB2M is designed as wide band. It can be used on 7-30MHz/50MHz.
- ②Cumbersome adjustment the frequency is not necessary. (Using with the antenna tuner is necessary)

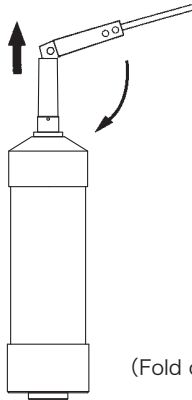
#### Notice

Be sure to watch out for coaxial cable wiring, since outside water is most likely to enter through the wiring. Don't attach the antenna, bracket and coaxial cables close to the car cables or other electrical parts; otherwise, fatal accident should happen.



## Tiltable whip

Pull up the antenna vertically and bend at the joint.



(Fold over whip element structure)

## Attentions

Don't drive with the antenna tilted; otherwise, fatal accident should happen.

In case the antenna stretches out from the car body when turned down, detach the antenna otherwise, fatal accident should happen.

When using the tiltable whip, pay attentions not to pinch your fingers.

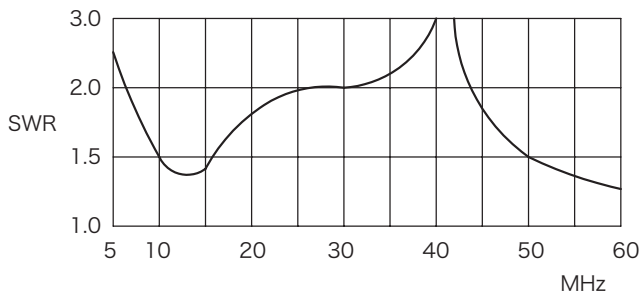
## Installation

Since BB2M is not needed the earth, it can be installed at vertically any place on your car.  
However, use the big bracket because the BB2M is heavy.  
BB2M is not needed the earth so it is possible to install it on balcony.

## Adjustment

The BB2M is completely adjustment free.  
However, SWR is less than 2.0. Please make SWR less than 1.5 with antenna tuner when using BB2M.  
Be sure to check those fastening devices from time to time and refasten if necessary.

## VSWR



## Specification

Frequency 7-30MHz / 50-54MHz  
3-100MHz (Receiving only)  
Impedance 50Ω  
VSWR Less than 2.0  
Max Power Rating 120W SSB  
40W FM

Length 1.98m  
Weight 800g  
Connector M-J

※When transmitting, using the antenna tuner is necessary.  
※ Due to its broadband structure, in some case propagation efficiency of the antenna may be reduced to 1/10 compared with conventional resonant type antennas.

Though the product being purchased is manufactured under strict quality control, if damage is caused by transporting, ask your dealer promptly.

Design and specification of these products will be changed for future improvement without advance notice.

## DIAMOND ANTENNA CORPORATION

Miyata Building, No.15-1, 1-chome, Sugamo Toshima-ku, Tokyo 170-0002, Japan Phone:(03) 3947-1411 Fax:(03) 3944-2981  
<http://www.diamond-ant.co.jp/english.html> E-MAIL : [overseas@diamond-ant.co.jp](mailto:overseas@diamond-ant.co.jp)